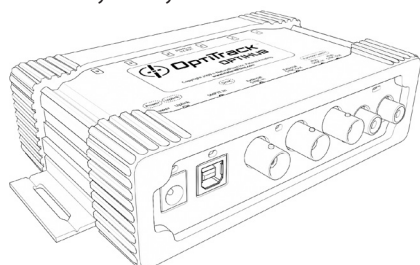




\*OptiSync Mode. No RCA Sync Cables Required (Wired Sync is Optionally Available)

\*All Optional Features Shown  
 - SMPTE Time Coder  
 - External Sync IN/OUT  
 - Active USB Extension

\*OptiSync Not Valid with Mixed Camera or Hub Configurations. Wired Sync Only.



Copyright 2009 © NaturalPoint Inc. Patents Pending.  
 www.NaturalPoint.com

**LEGEND**

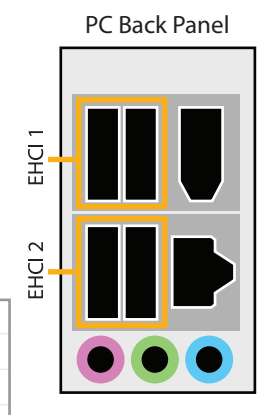
- Hub to Hub Sync
- Hi Speed USB
- External Sync
- USB Uplink

SMPT  
E  
Time Coder  
(optional)

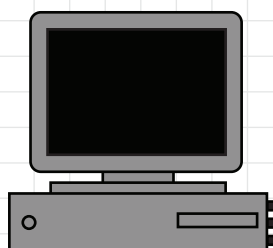
External  
Trigger  
(optional)

Acquisition  
System  
(optional)

**\*Note:** Hub USB Uplinks should be divided among both Enhanced Host Controller Interfaces (EHCI) in your PC. Its best to use the USB ports on the back of your system. There should be two separate groups of USB ports, which could identify each EHCI. Plug two hubs into one EHCI and one hub into the other. See diagram to the right.



USB Uplink\*



OptiHub  
(Master Hub)

OptiHub

OptiHub

6 v100 R2

6 v100 R2

6 v100 R2

Hi Speed  
USB 5m

Hi Speed  
USB 5m

Hi Speed  
USB 5m

OptiSync Mode  
(No RCA Cables  
Required)

